

www.ipi-global.com



economic, safe and easy to use

Returnable Stainless Valve/Drum Valve RSV/DV

Fill Head



User Instructions

Connection



1. Fill Head with filling and vapour recovery hoses attached.



2. Align Fill Head pins with corresponding slots in RSV/DV Valve.



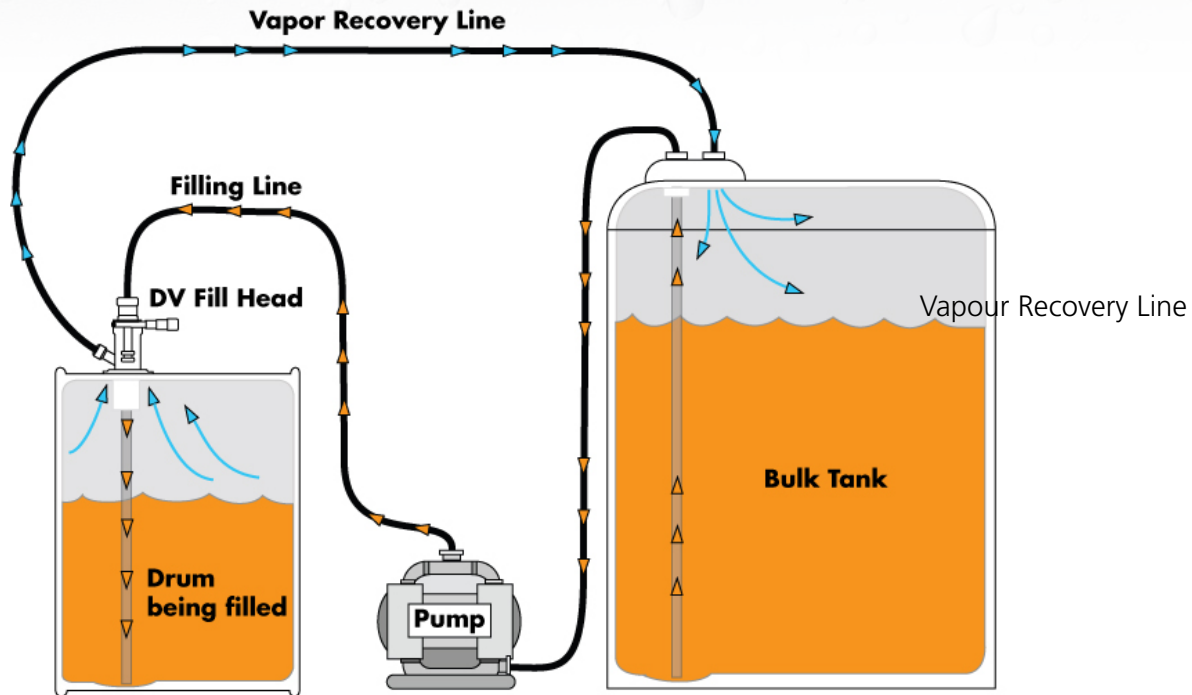
3. Rotate Fill Head clockwise 1/3 turn until it stops.




4. Engage the Fill Head by pushing down on the handle.

The drum is now ready to fill.


Typical Fill Head vapour recovery system



Disconnection



1. **Caution: Turn off pump first!**
Pull handle out and lift.



2. Rotate Fill Head counter clockwise 1/3 turn until it stops.
Fill Head may now be removed.