

www.ipi-global.com



Industrial
Packaging
Innovations

economic, safe and easy to use

Returnable Stainless Valve/Drum Valve RSV/DV

Heavy Duty Coupler



User Instructions


Connection




1. Heavy Duty Coupler with extraction and vapour recovery hoses attached.



2. Align Heavy Duty Coupler pins with corresponding slots in RSV/DV valve.

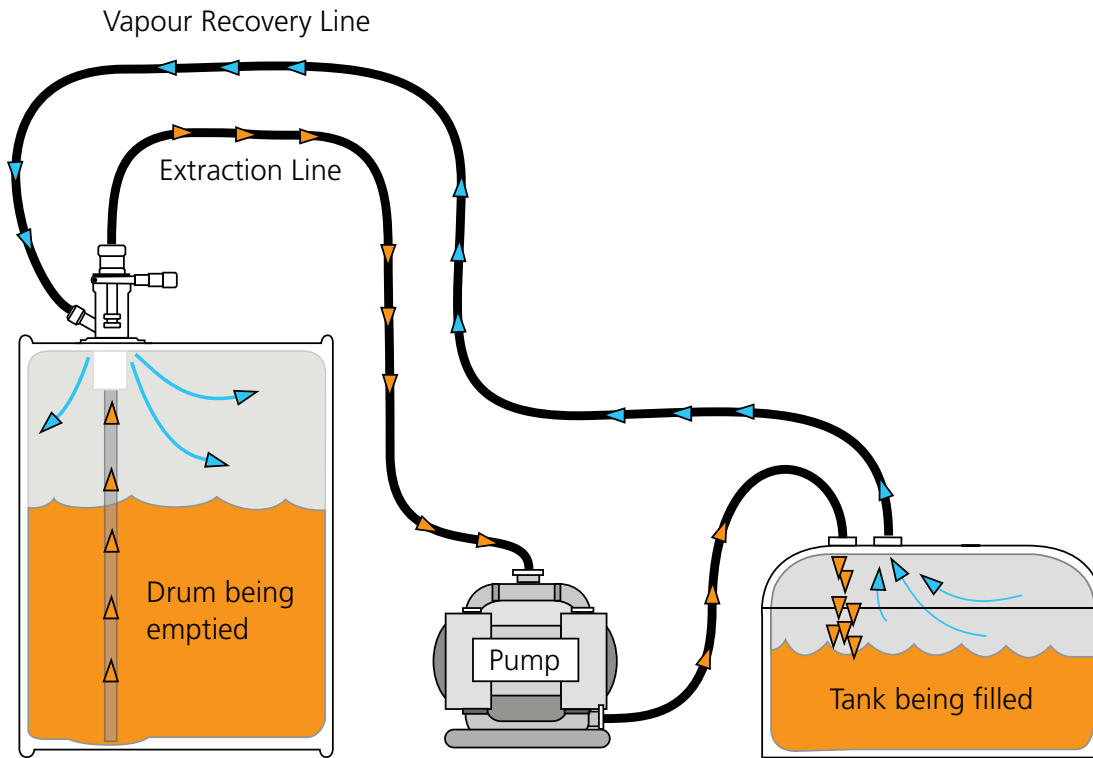


3. Rotate Heavy Duty Coupler clockwise 1/3 turn until it stops.



4. Engage the coupler by pushing down on the handle.
The system is now ready to dispense.

Typical vapour recovery system using Heavy Duty Vapour Recovery Coupler.



Disconnection



1. Pull handle out and lift.
The system is now closed.



2. Rotate coupler counter clockwise
1/3 turn until it stops.
Coupler may now be removed.