

economic, safe and easy to use

Returnable Stainless Valve/Drum Valve RSV/DV



2" BSP



56x4



2.5x5



70x6

Installation



1. Cut flex tube to correct length. If the correct length is not known, refer to the the **RSV/ DV - H3 Dimension** page at: www.ipi-global.com




2. Soak end of flex tube in hot water until flex tube softens.




3. Push flex tube onto valve until it stops at base of valve.



4. Insert valve/tube assembly into drum opening.



5. Align installation tool cams with corresponding slots in **RSV/DV** valve.



6. Torque drum valve to 20 - 25 ft. lbs.
(27.1 - 33.9 Newton Meters)

Optional Tamper Evident Accessories




2.5x5 plastic drum with Tamper Evident Wire.



56x4 plastic drum with Clinch Ring.



2" BSP steel drum with Clinch Ring.



2.5x5 plastic drum with Tamper Evident Wire and Tamper Evident Cap.



56x4 plastic drum with Clinch Ring and Tamper Evident Cap.



2" BSP steel drum with Clinch Ring and Tamper Evident Cap.